

Flood Light

Architectural Flood and Spot Luminaires / Exterior Fixtures & Retrofit Kits



120W



150W 185W



240W



300W

Product Model	FL-120W-111[1,2]-1601	FL-150W-111[1,2]-1601	FL-185W-111[1,2]-1601	FL-240W-111[1,2]-1601	FL-300W-111[1,2]-1601
PIC Code	FL-120	FL-150	FL-185	FL-240	FL-300
Wattage	120W	150W	185W	240W	300W
Lumen	16,200 LM	20,250 LM	25,000 LM	32,400 LM	40,500 LM
Size Short Bracket	330*365*220mm	435*365*220mm	435*365*220mm	540*365*220mm	645*365*220mm
Long Bracket	330*365*270mm	435*365*320mm	435*365*320mm	540*365*370mm	645*365*420mm
Module Number	2	3	3	4	5

COMMON SPECS:

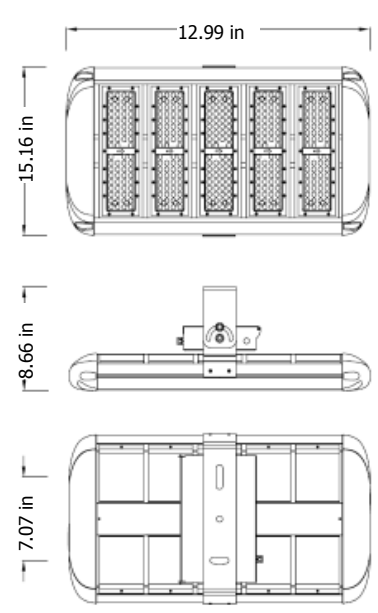
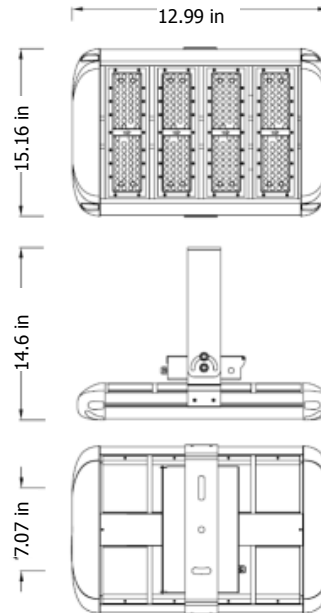
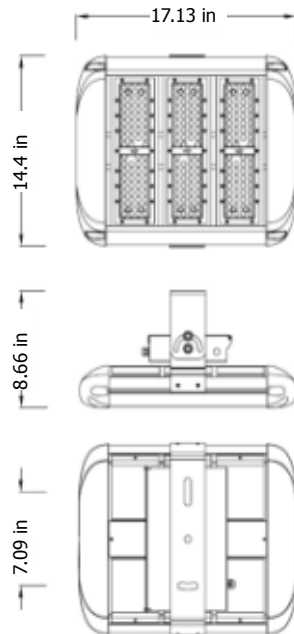
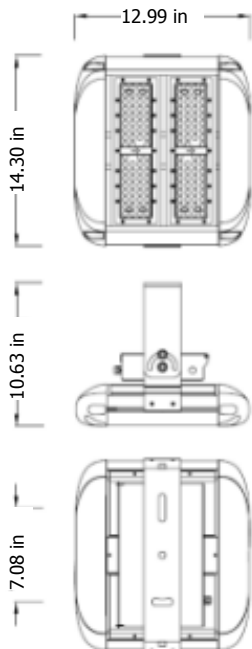
Lumen Efficacy	130~140 LM/W	CCT	4,000K, 5,000K, 5,700K
Viewing Angle	150° x 75°	IP Grade	IP65
Voltage	AC100~277V 50/60HZ	Certificate	CUL UL DLC
LED / Power Supply	LUMILEDS / Meanwell	Note	1: Short Bracket; 2: Long Bracket

120W-Long Bracket

150W/185W-Short Bracket

240W-Long Bracket

300W-Short Bracket



Model NO.	PIC Code	Watts	MSRP	PG&E Code
FL-120W-1112-1601	FL-120	120W	\$340.00	LT012
FL-150W-1112-1601	FL-150	150W	\$410.00	LT011
FL-185W-1112-1601	FL-185	185W	\$430.00	LT011
FL-240W-1112-1601	FL-240	240W	\$510.00	LT009
FL-300W-1112-1601	FL-300	300W	\$650.00	LT008

How to Order:

FI — 185W — 1112 — 1601 — 5700K — Long Bracket
 Product Watts 1111: Short Brackets Voltage *CCT Easy to adjust Angle
 1112: Long Brackets

1601 = AC 100 ~ 277V 1602 = AC 200 ~ 480V

For Volume Discount, and Utility Rebate Program, please call us.